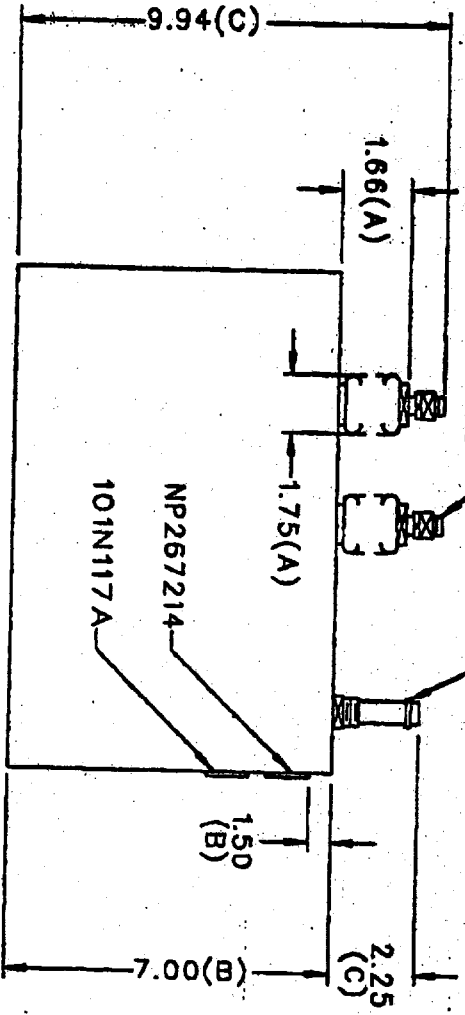
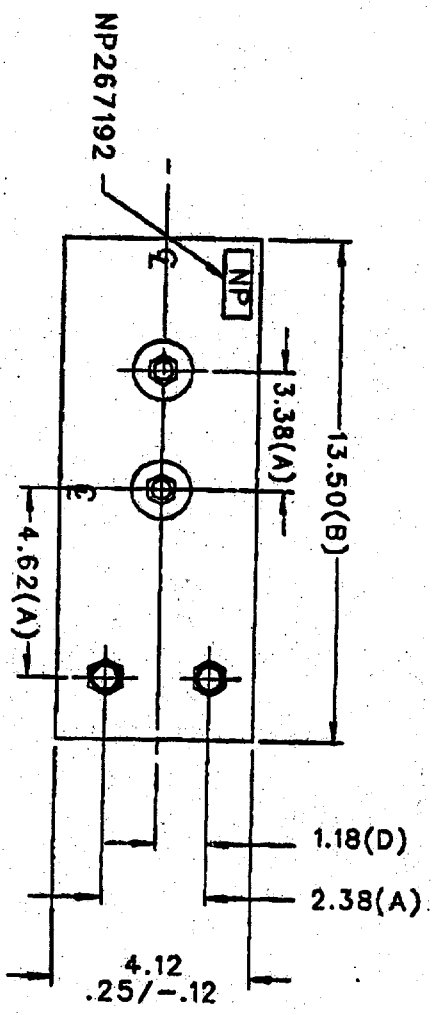
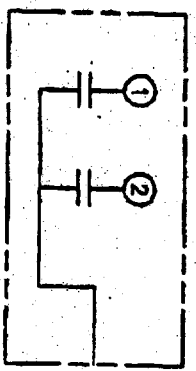


M190618W



SIZE	DWG NO.	19106 & 18241	SH	2	REV	3
REV 1	ADD	NP101N117A.	DATE	10/16/90		
REV 2	HUMPHRIES	15090	DATE	10/16/90		
REV 3	DeGroff	CHG SCH. DIAGRAM.	DATE	12/6/92		
		15090				

TOL	+/-
A	.06
B	.12
C	.18
D	.04



SCHEMATIC DIAGRAM - 221

TERM.	UF	KVAR
1 TO 2	15.3	300

NO INTERNAL DISCH. RESISTORS
 CAT. 19106 & 18241 SN
 300 KVAR 1250 V 2000 Hz 1Ph
 15.3 UF TERM. TO TERM.
 .79 GAL. COMBUSTIBLE LIQUID
 CAUTION! BEFORE INSTALLING
 OR OPERATING READ GEH-2733
 NP267214

MAX. TERMINAL
 TIGHTENING TORQUE
 IS FT-LBS
 NP267192

GENERAL ELECTRIC
 GAP & PWR PROTECTION OPER. LGTR: FORT EDWARD NY.
 DRAWN DeGroff APR. 5. 1984
 ISSUED 5-12-84

SIZE
A

SCALE

15084-14

SHEET

2

OUTLINE
 19106/18241

DISTR TO