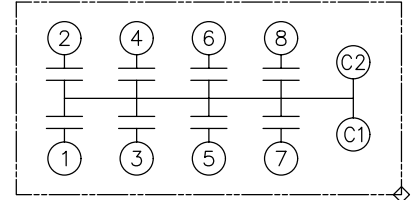
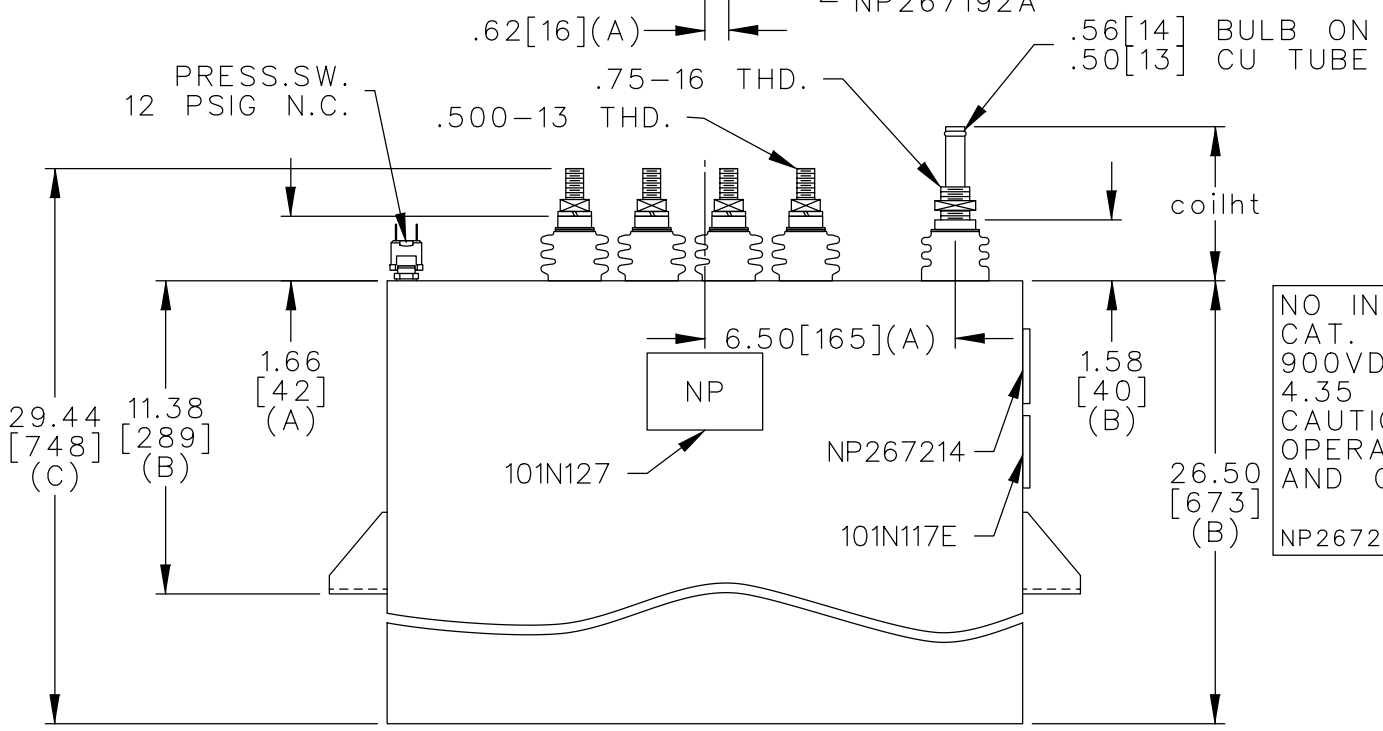
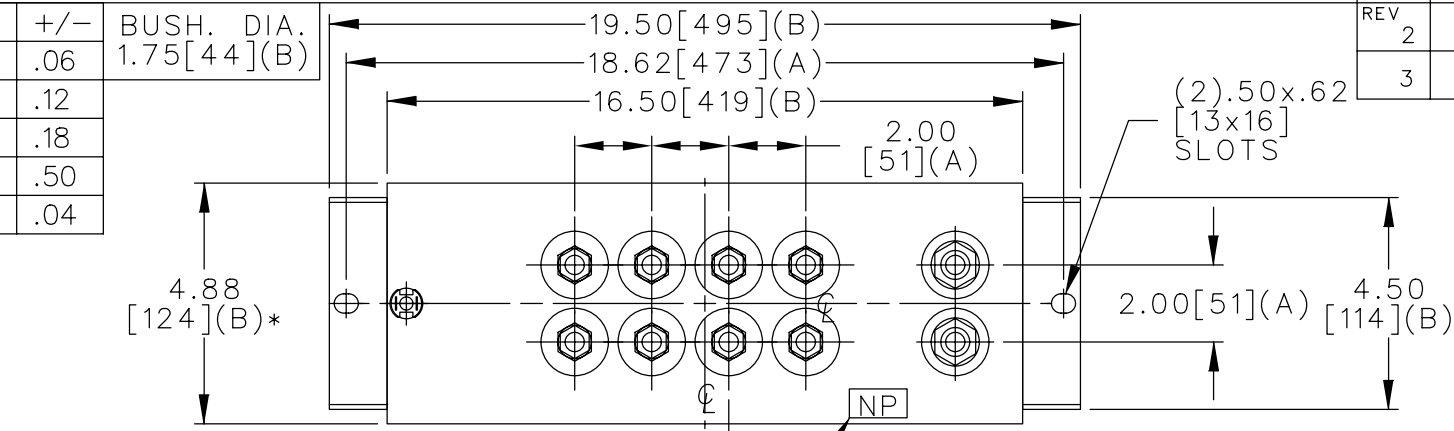


TOL	+/-
A	.06
B	.12
C	.18
D	.50
E	.04

BUSH. DIA.  
1.75[44](B)

SIZE	DWG NO.	SH	REV
A	19L857TH4		
REV	2	12-15-93	
	3	McGINN ADD METRIC UPDATE	

TERM	uF
1	412.5
2	412.5
3	412.5
4	412.5
5	412.5
6	412.5
7	412.5
8	412.5



SCHEMATIC DIAGRAM - 800

NO INTERNAL DISCH RESISTORS  
 CAT. 19L857TH4 SN  
 900VDC 3300UF 2600ARMS MAX.  
 4.35 GALS.COMBUSTIBLE LIQUID  
 CAUTION! BEFORE INSTALLING OR  
 OPERATING READ GEH-2733  
 AND GEH-2739  
 NP267214

\* UP TO +.50[13]  
CASE BULGE

MAX. TERMINAL  
TIGHTENING TORQUE  
15 FT-LBS

NP267192A

	CAPACITOR & POWER PROTECTION FORT EDWARD, N.Y., U.S.A.		SIZE <b>A</b>	<b>OUTLINE</b> <b>19L857TH4</b>	SHEET 2 CONT. 3
	DRAWN E.McGINN	JAN. 23, 1992	SCALE		
ISSUED	5-4-92	DISTR TO			