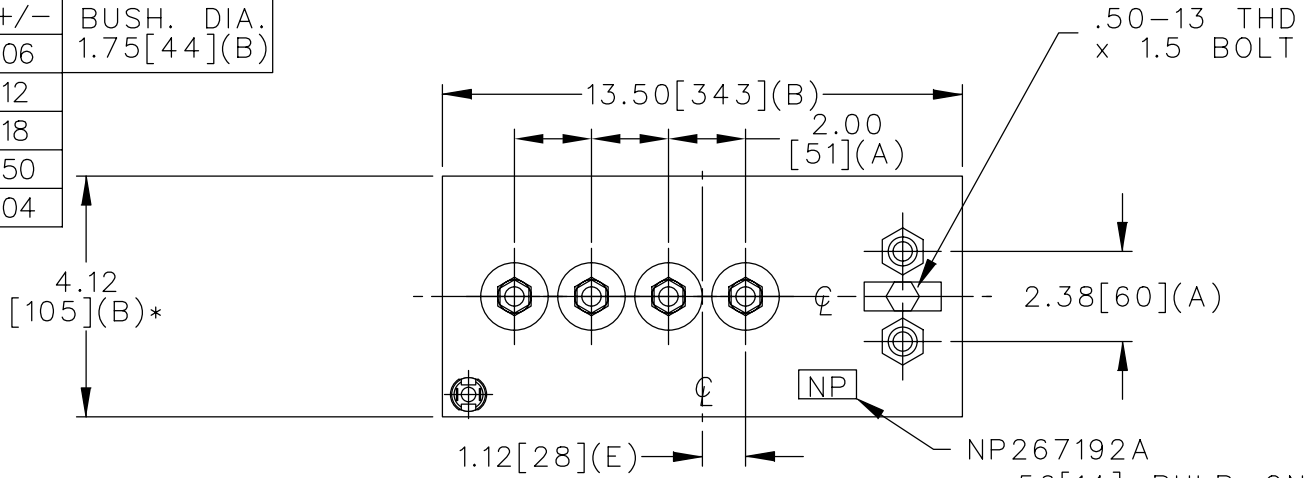
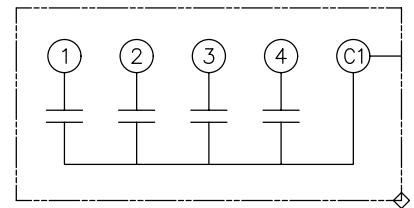


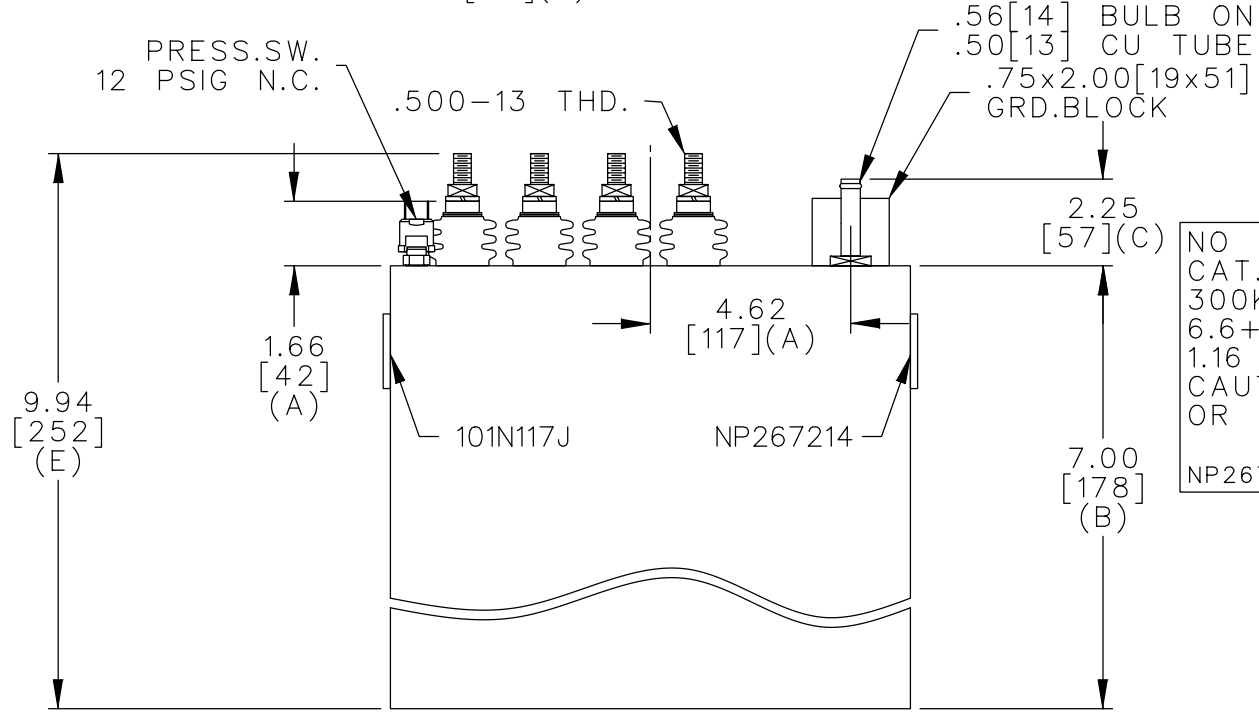
| | | |
|-----|-----|-------------|
| TOL | +/- | BUSH. DIA. |
| A | .06 | 1.75[44](B) |
| B | .12 | |
| C | .18 | |
| D | .50 | |
| E | .04 | |



| TERM | uF | kVAR |
|------|------|------|
| 1 | 6.6 | 20 |
| 2 | 13.3 | 40 |
| 3 | 26.5 | 80 |
| 4 | 53.1 | 160 |



PRESS.SW.
12 PSIG N.C.



NO INTERNAL DISCH RESISTORS
 CAT. 19L0617WH2 SN
 300KVAR 400V 3000HZ 1PH
 6.6+13.3+26.5+53.1 UF/TAP
 1.16 GALS. COMBUSTIBLE LIQUID
 CAUTION! BEFORE INSTALLING
 OR OPERATING READ GEH-2733
 NP267214

* UP TO +.50[13]
CASE BULGE

MAX. TERMINAL
TIGHTENING TORQUE
15 FT-LBS

NP267192A

| | | | | | |
|--------|---|--------------|------------------|-------------------------------------|--------------------|
| | CAPACITOR & POWER PROTECTION FORT EDWARD, N.Y., U.S.A. | | SIZE A | OUTLINE 19L0617WH2 | SHEET 2 CONT. ON - |
| | DRAWN E.McGINN | MAY 18, 2000 | SCALE | | |
| ISSUED | | | | | |