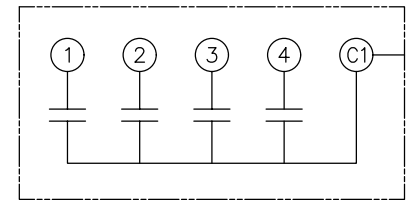
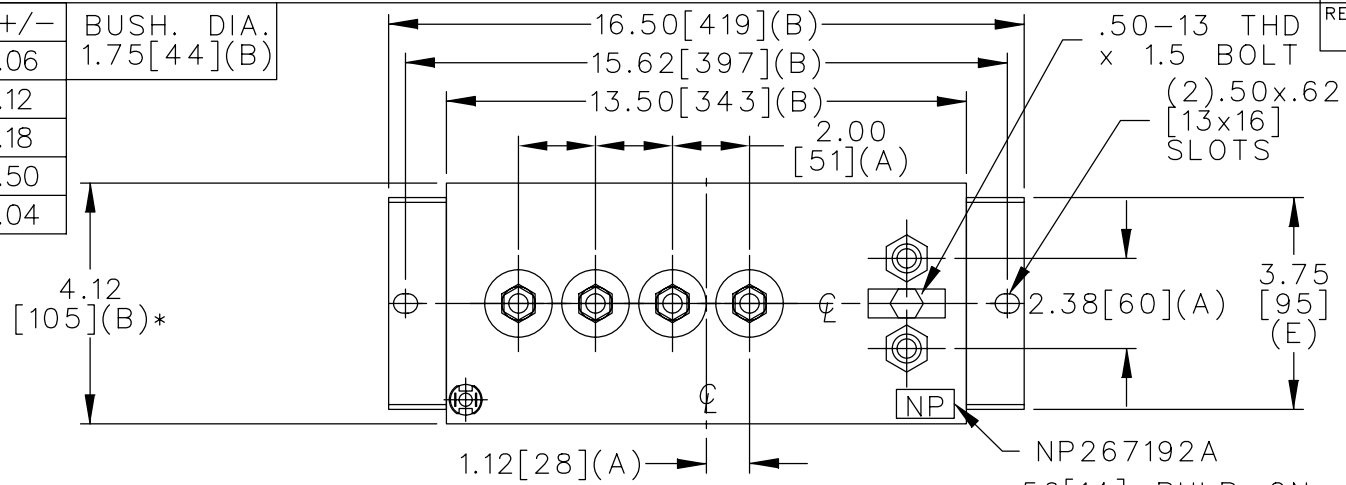
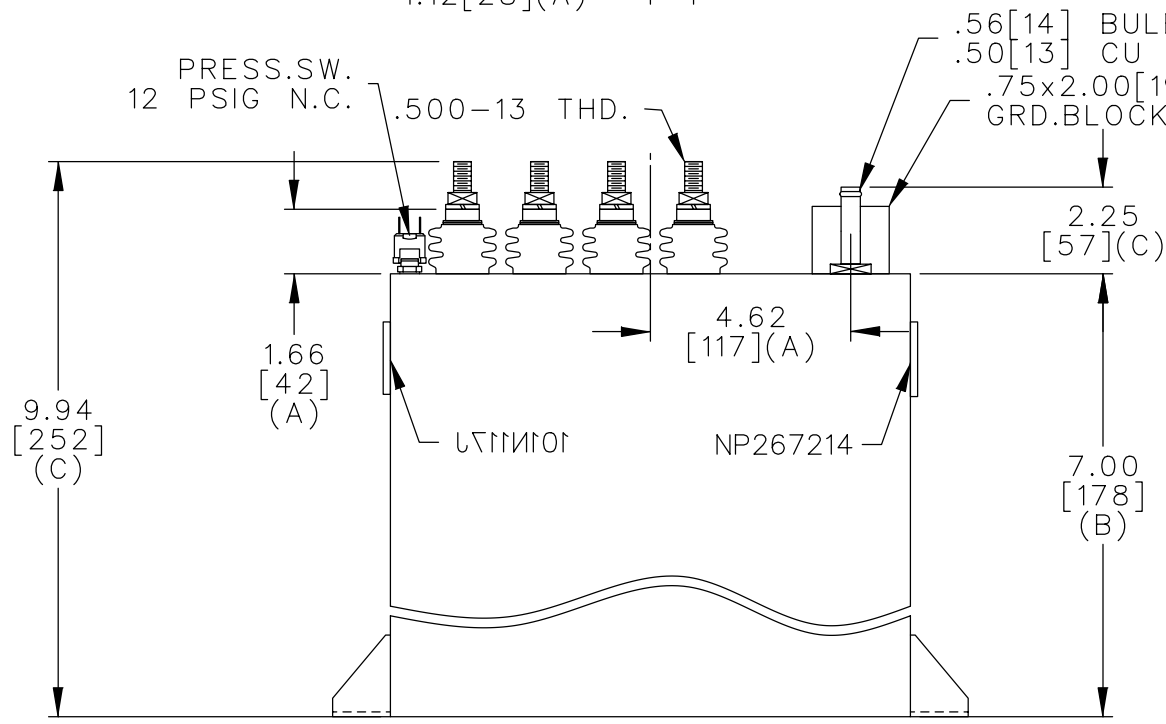


TOL	+/-	BUSH. DIA.
A	.06	1.75[44](B)
B	.12	
C	.18	
D	.50	
E	.04	

SIZE A	DWG NO. 19L0529WH4	SH	REV
REV		DATE	



SCHEMATIC DIAGRAM - 401



NO INTERNAL DISCH RESISTORS
 CAT. 19L0529WH4 SN
 180KVAR 800V 3.0KHZ 1PH
 5.13-2.33-2.33-5.13 UF/TAP
 .89 GALS. COMBUSTIBLE LIQUID
 CAUTION! BEFORE INSTALLING OR
 OPERATING READ INSTR GEH-2733
 NP267214

* UP TO +.50[13]
 CASE BULGE

MAX. TERMINAL
 TIGHTENING TORQUE
 15 FT-LBS

NP267192A

	CAPACITOR & POWER PROTECTION FORT EDWARD, N.Y., U.S.A.		SIZE A	OUTLINE 19L0529WH4		DISTR TO
	DRAWN E.McGINN	FEB. 5, 1998	SCALE	SHEET 2	CONT. ON -	
ISSUED						