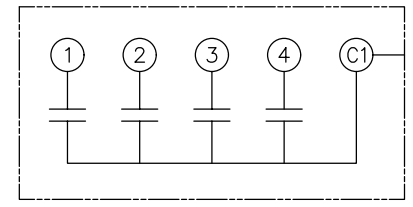
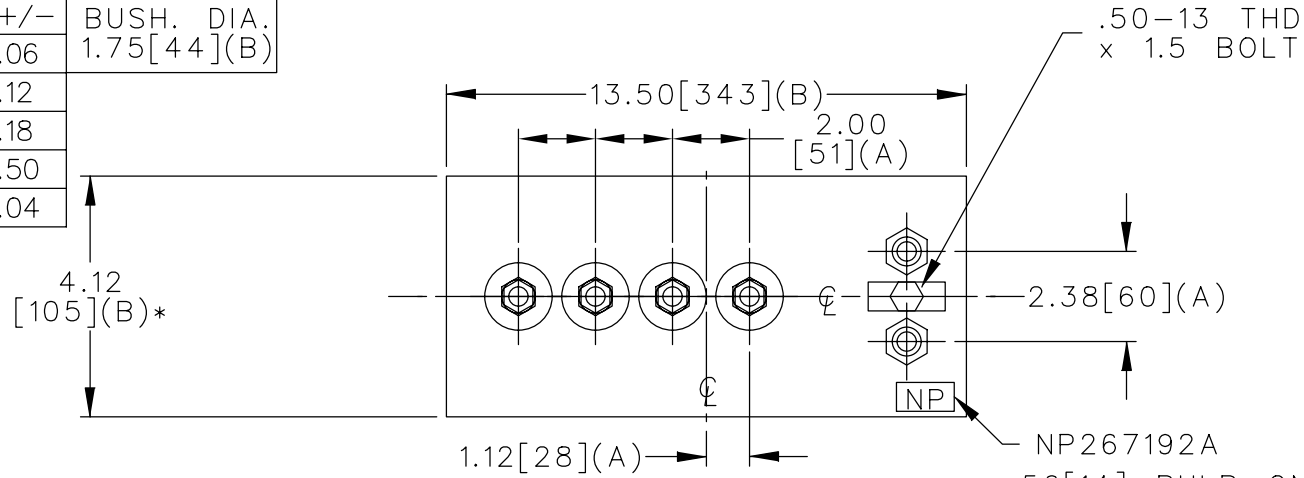
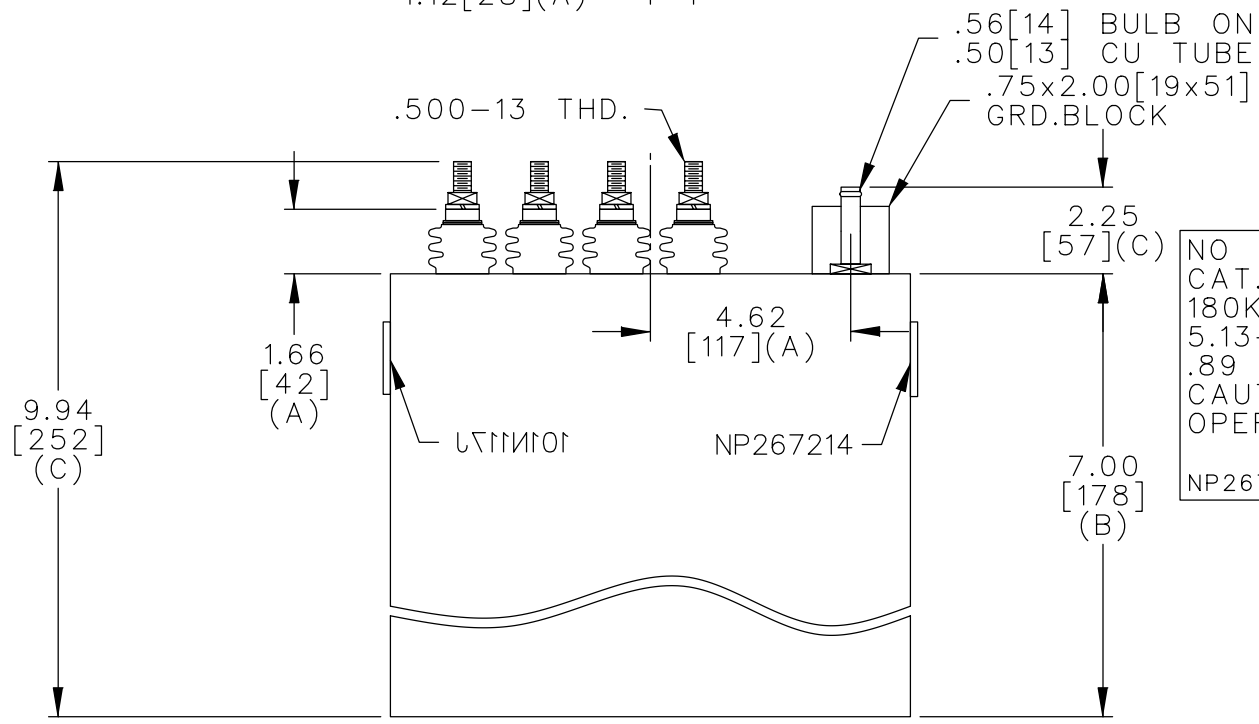


TOL	+/-	BUSH. DIA.
A	.06	1.75 [44] (B)
B	.12	
C	.18	
D	.50	
E	.04	

SIZE A	DWG NO. 19L0529WH1	SH	REV
REV		DATE	



SCHEMATIC DIAGRAM - 401



NO INTERNAL DISCH RESISTORS  
 CAT. 19L0529WH1 SN  
 180KVAR 800V 3.0KHZ 1PH  
 5.13-2.33-2.33-5.13 UF/TAP  
 .89 GALS. COMBUSTIBLE LIQUID  
 CAUTION! BEFORE INSTALLING OR  
 OPERATING READ INSTR GEH-2733  
 NP267214

\* UP TO +.50 [13]  
 CASE BULGE

MAX. TERMINAL  
 TIGHTENING TORQUE  
 15 FT-LBS

NP267192A

	CAPACITOR & POWER PROTECTION FORT EDWARD, N.Y., U.S.A.		SIZE <b>A</b>	<h1>OUTLINE</h1> <h2>19L0529WH1</h2>		SHEET 2	CONT. ON -
	DRAWN E.McGINN	FEB. 3, 2000	SCALE				
ISSUED							