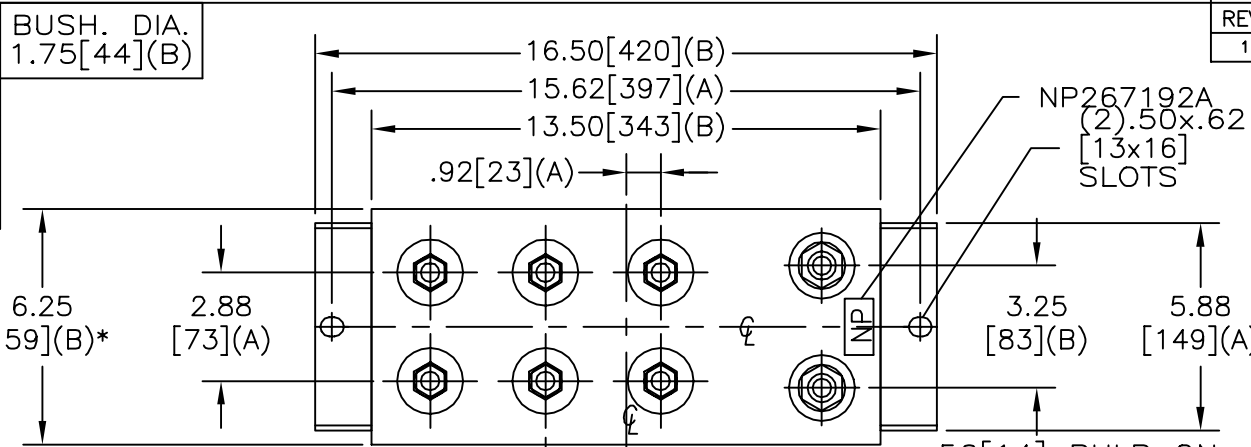
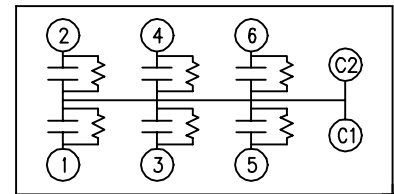
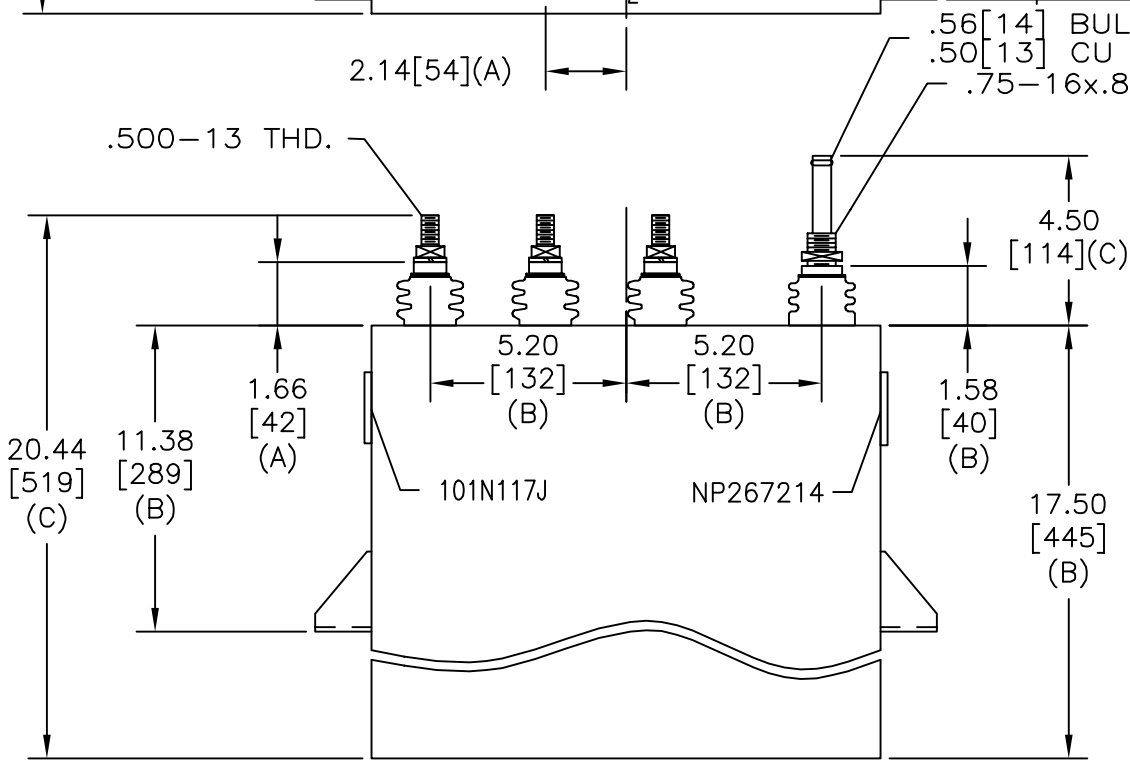


SIZE A	DWG NO 19L0483WH3	SHT 2	REV
REV 1	DESCRIPTION UPDATE CAT NO	DATE 8/6/03	APPROVED BTR

TOL	+/-
A	.06
B	.12
C	.18
D	.50
E	.04



TERM	uF	kVAR
1	30.7	50
2	30.7	50
3	61.4	100
4	61.4	100
5	92.1	150
6	92.1	150



WITH INTERNAL DISCH RESISTORS
 CAT. 19L0483WH3 SN
 600KVAR 1200V 180HZ 1PH
 2x30.7+2x61.4+2x92.1 UF/TAP
 2.23 GAL. COMBUSTIBLE LIQUID
 CAUTION! BEFORE INSTALLING OR
 OPERATING READ GEH-2733

NP267214

* UP TO +.50[13]
CASE BULGE

MAX. TERMINAL
TIGHTENING TORQUE
15 FT-LBS

NP267192A

INDUSTRIAL SYSTEMS FORT EDWARD, N.Y., U.S.A.	SIZE A
	SCALE
DRAWN B. ROSS	DATE NOV 7, 1996
ISSUED	DATE 11/20/96

OUTLINE
19L0483WH3

SHEET 2 CONT ON 3

DISTR. TO