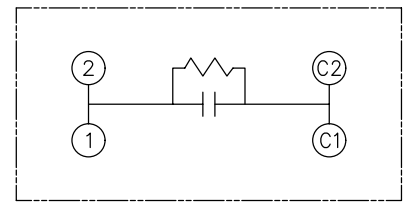
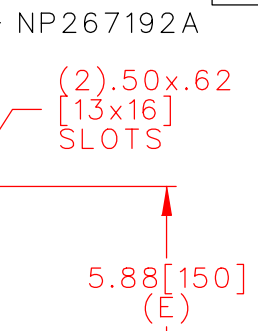
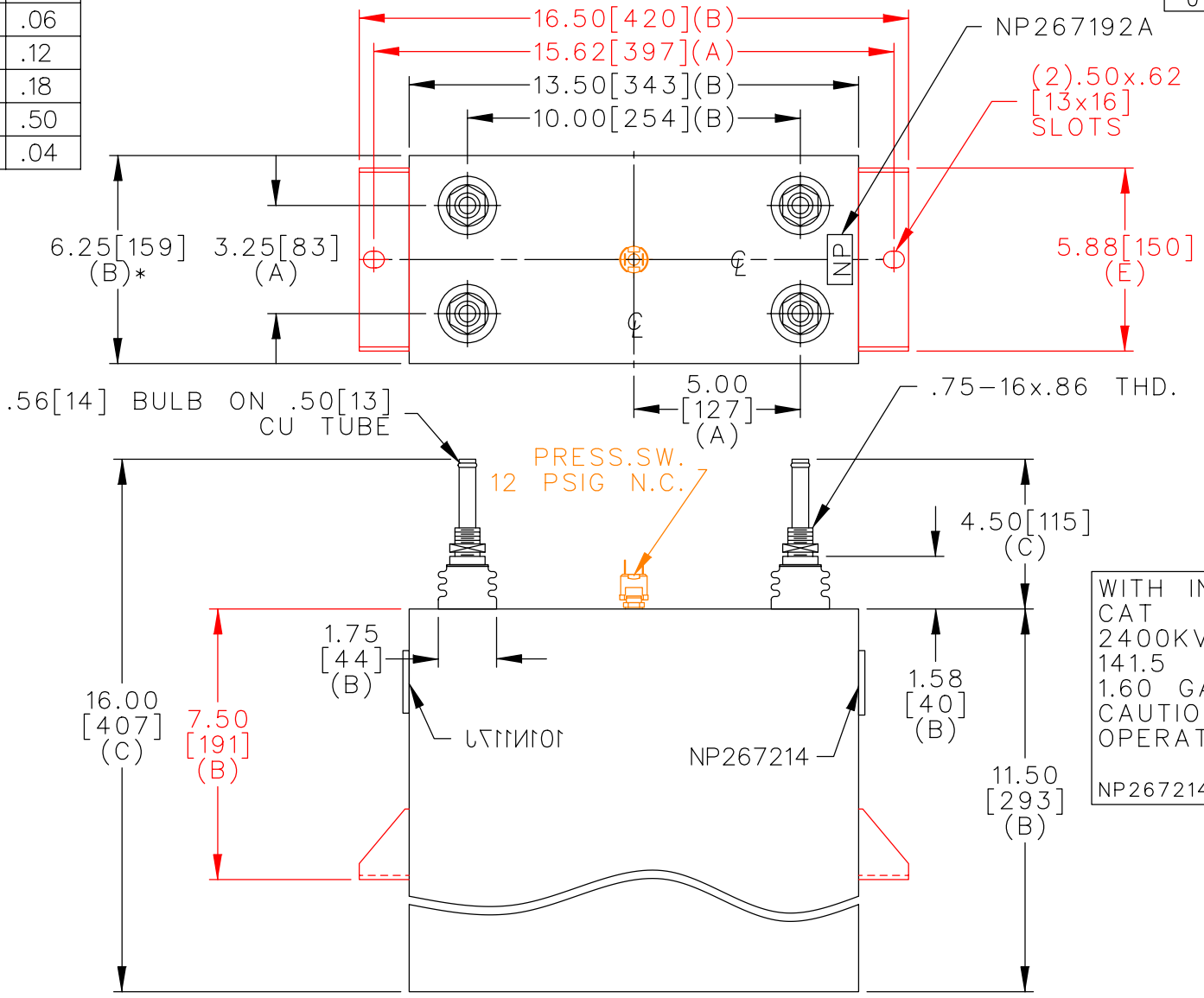


TOL	+/-
A	.06
B	.12
C	.18
D	.50
E	.04



SCHEMATIC DIAGRAM - 107

WITH INTERNAL DISCH RESISTORS
 CAT 19L0058WH4 SN
 2400KVAR 1500V 1200HZ 1PH
 141.5 UF/TAP
 1.60 GAL COMBUSTIBLE LIQUID
 CAUTION! BEFORE INSTALLING OR
 OPERATING READ GEH-2733
 NP267214

* UP TO +.50 [13] CASE BULGE

MAX. TERMINAL TIGHTENING TORQUE 15 FT-LBS

NP267192A

	CAPACITOR & POWER PROTECTION FORT EDWARD, N.Y., U.S.A.		SIZE A	UNIT WEIGHT 50 / 23 LB/KG	OUTLINE 19L0058WH4	DISTR TO
	DRAWN 11/09/99	LRD 11/09/99	SCALE WC1	version		
ISSUED						